

Handle Kits and Gear Operators

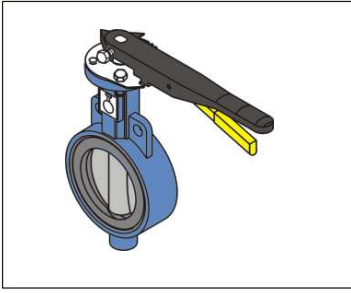


The DelTech Series 10 Handle Kit is designed for manual on/off and throttling service for quarter turn resilient seated butterfly valves ranging from 2" to 12". The powder-coated ductile iron handle kit includes the handle with locking lever and a bolt on plate with notches at 10-degree increments. The notch plate also includes on/off stops to prevent over travel of the handle. Other available options include a multi-position notch plate, a 180° position notch plate, travel stop plate, padlock kit, kick handle, and a 2" square nut.



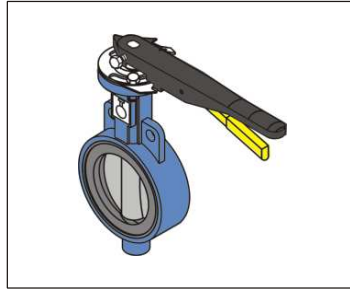
The DelTech Series 12 Handwheel Gear Operator Kit is designed for manual on/off and throttling service for quarter turn butterfly valves in sizes 2" and larger. The Series 12 is constructed with a heavy-duty epoxy powder-coated cast iron housing, steel input shaft, ductile iron segment gear and grease fitting and is completely self lubricated and weatherproof. With the gear operator, the Series 12 includes a valve positioner, heavy duty cast iron handwheel and mechanical travel stops for field adjustment. Other available options include a chainwheel kit, padlock kit and a 2" Square Nut.

Features



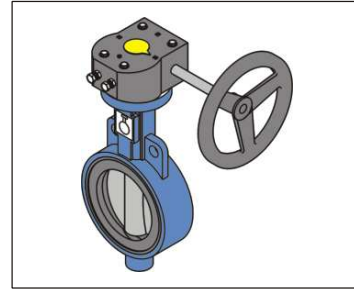
Standard 10 Position Notch Plate

Provides positive disc indication and securely locks handle in 10 precise increments from full open to full close position.



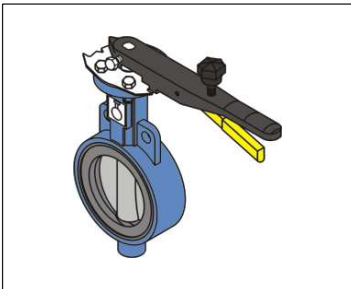
Travel Stop Plate

Sets maximum opening of disc for balancing applications. Handle stop located on the throttle plate can be adjusted and set at any open position to return disc to a preset position.



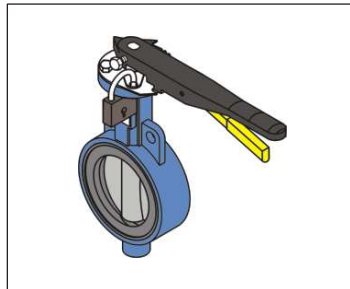
Handwheel Gear Operator

Provided for manual on/off or controlling applications. Operators are heavy duty, completely water proof and self lubricated with position indicator and adjustable travel stops. Grease nipple is standard on all units for easy maintenance.



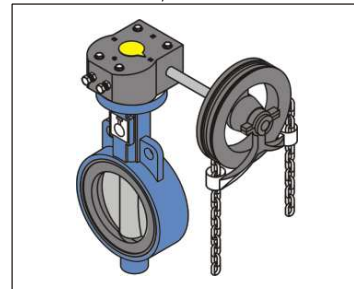
Multiposition Notch Plate

Precise disc positioning adjustments for throttling applications. Disc position can be precisely adjusted in an infinite number of positions from full open to full close and locked in place at the desired position with a lever locking screw.



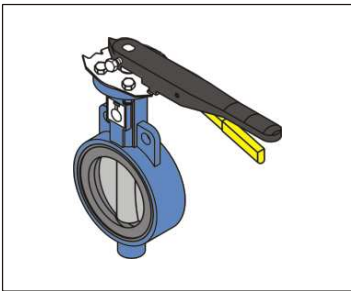
Pad Lock Kit

Tamper proof handle design allows for valve to be locked in full open or full close position. Kit consists of a special plate mounted directly on the top plate of the valve and a lock plate attached to the valve stem. No special tools required to install.



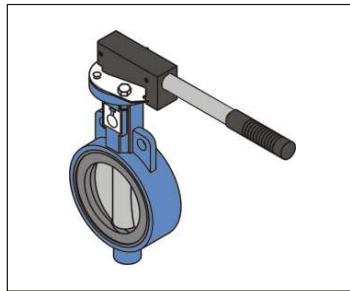
Chainwheel Gear Operator

Allows for remote access valve positioning when gear operator is inaccessible at an elevated position. Sturdy, heavy-duty chainwheel kits are available for all size handwheel.



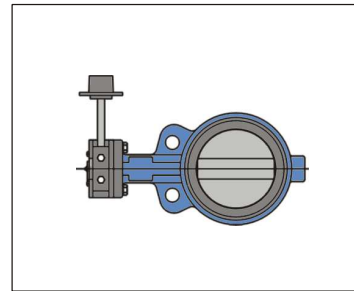
180° Position Notch Plate

Provides positive disc indication and securely locks handle in one open position and two closed positions 180° apart.



Kick Handle

Convenient to operate in hard-to-access areas. Handle can be depressed with foot to disengage from notch plate and adjusted in 10 precise increments. Spring loaded handle returns to locked position when pressure is released from handle.



2" Square Nut

Allows for gear to be operated in buried or below grade applications. Nut fastens to the end of the standard gear operator shaft in line of the handwheel.